

Original WEINIG PowerLock Moulding Cutter Head Type 538

for processing smooth surfaces and mouldings.

Technical data Ø 90 x 60 – 240 mm HSK

Operating speed: up to 12000 rpm

Number of cutting edges. Z = 2 / 4






Tool runout tolerance 0.005 mm

Knife clamping technique and cutting edge geometry:

Cutting angle 20° Standard Softwood / mixed species
 Cutting angle 12° Hardwood

Knife clamping by means of screws

Knife materials:

	Cutting edge materials	Application	Tool life *
38 45 x 5 x L 	HSS knives	Softwood / mixed species	500 – 3000 lin.m
38 45 x 6 x L 	Carbide tipped	Hardwood / exotic woods	500 – 1500 lin.m
50 60 x 8 x L 70 	HSS knives	Softwood / mixed species	500 – 3000 lin.m
55 50 x 10 x L 	Stellite / carbide tipped	Hardwood / mixed species without knots	500 – 1500 lin.m
38 50 60 x 7,5 + 2,5 x L 	Carbide – knife blank with supporting plate	Two-piece knife system with micro corrugations cutting between supporting plate and carbide knife blank	

Special features:

Grinding the tools within the tool set provides a better knife tolerance and a superior surface finish of the work piece.

Regrinding of the moulding cutter knives at the knife backs on the WEINIG Rondamats 950, 960 and 970 feasible.

Maximum profile depth of 30 mm feasible (depending on profile).

* Tool life may vary depending on feed speed, chip removal, wood quality, humidity, material content, inclusions and quality requirements. The data are approximate values.

Tools type 538 Z = 2

Item no.		Working width	Bore diameter	Number of cutting edges	Spindle
Cutting angle 20° for smooth planing including knives					
HSS 5 mm	Carbide 6 mm				
538.092.21	538.092.41	60 mm	HSK	2	left / below
538.092.22	538.092.42	80 mm	HSK	2	left / below
538.092.23	538.092.43	100 mm	HSK	2	left / below
538.092.24	538.092.44	130 mm	HSK	2	left / below
538.092.25	538.092.45	150 mm	HSK	2	left / below
538.092.26	538.092.46	170 mm	HSK	2	left / below
538.092.28	538.092.48	190 mm	HSK	2	below
538.092.29	538.092.49	210 mm	HSK	2	below
538.092.27	538.092.47	240 mm	HSK	2	below
538.092.31	538.092.51	60 mm	HSK	2	right / above
538.092.32	538.092.52	80 mm	HSK	2	right / above
538.092.33	538.092.53	100 mm	HSK	2	right / above
538.092.34	538.092.54	130 mm	HSK	2	right / above
538.092.35	538.092.55	150 mm	HSK	2	right / above
538.092.36	538.092.56	170 mm	HSK	2	right / above
538.092.38	538.092.58	190 mm	HSK	2	above
538.092.39	538.092.59	210 mm	HSK	2	above
538.092.37	538.092.57	240 mm	HSK	2	above
Cutting angle 20° for knife blanks 5, 6, 8 and 10 mm					
	538.090.21	60 mm	HSK	2	left / below
	538.090.22	80 mm	HSK	2	left / below
	538.090.23	100 mm	HSK	2	left / below
	538.090.24	130 mm	HSK	2	left / below
	538.090.25	150 mm	HSK	2	left / below
	538.090.26	170 mm	HSK	2	left / below
	538.090.28	190 mm	HSK	2	below
	538.090.29	210 mm	HSK	2	below
	538.090.27	240 mm	HSK	2	below
	538.090.31	60 mm	HSK	2	right / above
	538.090.32	80 mm	HSK	2	right / above
	538.090.33	100 mm	HSK	2	right / above
	538.090.34	130 mm	HSK	2	right / above
	538.090.35	150 mm	HSK	2	right / above
	538.090.36	170 mm	HSK	2	right / above
	538.090.38	190 mm	HSK	2	above
	538.090.39	210 mm	HSK	2	above
	538.090.37	240 mm	HSK	2	above

Useful accessories

Item no.	Item description	Dimension
Upon request	Clamping gib	-
00.206.944	Screw	Allen screw M12 x 20 - 45
00.600.200	Spanner	Spanner width 6 mm

Prices and additional dimensions upon request.

WEINIG PowerLock Tool System

Tools type 538 Z = 4

Item no.		Working width	Bore diameter	Number of cutting edges	Spindle
Cutting angle 20° for smooth planing including knives					
HSS 5 mm	Carbide 6 mm				
538.095.21	538.095.41	60 mm	HSK	4	left / below
538.095.22	538.095.42	80 mm	HSK	4	left / below
538.095.23	538.095.43	100 mm	HSK	4	left / below
538.095.24	538.095.44	130 mm	HSK	4	left / below
538.095.25	538.095.45	150 mm	HSK	4	left / below
538.095.26	538.095.46	170 mm	HSK	4	left / below
538.095.28	538.095.48	190 mm	HSK	4	below
538.095.29	538.095.49	210 mm	HSK	4	below
538.095.27	538.095.47	240 mm	HSK	4	below
538.095.31	538.095.51	60 mm	HSK	4	right / above
538.095.32	538.095.52	80 mm	HSK	4	right / above
538.095.33	538.095.53	100 mm	HSK	4	right / above
538.095.34	538.095.54	130 mm	HSK	4	right / above
538.095.35	538.095.55	150 mm	HSK	4	right / above
538.095.36	538.095.56	170 mm	HSK	4	right / above
538.095.38	538.095.58	190 mm	HSK	4	above
538.095.39	538.095.59	210 mm	HSK	4	above
538.095.37	538.095.57	240 mm	HSK	4	above

Prices and additional dimensions upon request.

Tools type 538 Z = 4

Item no.		Working width	Bore diameter	Number of cutting edges	Spindle
Cutting angle 20° for moulding					
HSS 8 mm	Carbide 10 mm				
538.096.21	538.096.41	60 mm	HSK	4	left / below
538.096.22	538.096.42	80 mm	HSK	4	left / below
538.096.23	538.096.43	100 mm	HSK	4	left / below
538.096.24	538.096.44	130 mm	HSK	4	left / below
538.096.25	538.096.45	150 mm	HSK	4	left / below
538.096.26	538.096.46	170 mm	HSK	4	left / below
538.096.28	538.096.48	190 mm	HSK	4	below
538.096.29	538.096.49	210 mm	HSK	4	below
538.096.27	538.096.47	240 mm	HSK	4	below
538.096.31	538.096.51	60 mm	HSK	4	right / above
538.096.32	538.096.52	80 mm	HSK	4	right / above
538.096.33	538.096.53	100 mm	HSK	4	right / above
538.096.34	538.096.54	130 mm	HSK	4	right / above
538.096.35	538.096.55	150 mm	HSK	4	right / above
538.096.36	538.096.56	170 mm	HSK	4	right / above
538.096.38	538.096.58	190 mm	HSK	4	above
538.096.39	538.096.59	210 mm	HSK	4	above
538.096.37	538.096.57	240 mm	HSK	4	above

Useful accessories

Item no.	Item description	Dimension
Upon request	Clamping gib	–
00.206.944	Screw	Allen screw M12 x 20 mm
00.600.200	Spanner	Spanner width 6 mm

Prices and additional dimensions upon request.