

////////// CIRCULAR SAW //

Flexible sharpening machine for carbide-tipped circular saw blades up to diameter 840 or 1300 mm

**CHC 840 and CHC 1300**



## THE FLEXIBILITY OF A NEW GENERATION

A WORKPIECE DIAMETER UP TO 840 OR 1300 MM. FOUR CNC-CONTROLLED AXES FOR ACCURATE GRINDING OF VIRTUALLY ALL TOOTH GEOMETRIES IN ONE CYCLE. A USER-FRIENDLY CONTROL SYSTEM WITH NEW MULTIFUNCTION HANDWHEEL AND A CLEVER MACHINE CONCEPT FOR EFFICIENT USE IN ALUMINIUM, PLASTIC AND A WIDE RANGE OF APPLICATIONS IN WOOD.

THE RESULT: PRECISION AND PRODUCTIVITY COMBINED WITH A HIGH DEGREE OF FLEXIBILITY FOR MACHINING CARBIDE-TIPPED CIRCULAR SAW BLADES.

**CHC 840 and CHC 1300**  
**INCREASED EFFICIENCY. MORE OPTIONS.**



## HIGH PERFORMANCE – COMPACT INVESTMENT: CHC 840 and CHC 1300



### //// 1 COMPACT DESIGN

Space-saving design and optimal accessibility for operators

### //// 2 INNOVATIVE CONTROL PANEL

With 10-inch LCD colour display and multifunction handwheel for fast and safe operation

### //// 3 LARGE VIEWING WINDOW

Internal, two-part operation door for a perfect view of the grinding process

### //// 4 FULL ENCLOSURE AS STANDARD

For effective safety at work, noise and emission protection, as well as a characteristic appearance

### //// 5 SOLID DESIGN

Robust machine construction for vibration-free operation and high-quality sharpening result



### /// THE MACHINE CONCEPT

The CHC series is ideally equipped for sharpening carbide-tipped circular saw blades. Offering versatility that leaves nothing to be desired, yet with numerous options.

/// Four CNC-controlled axes for the complete machining of all commonly used tooth geometries in just one cycle – even for saws with axial angle and group toothing

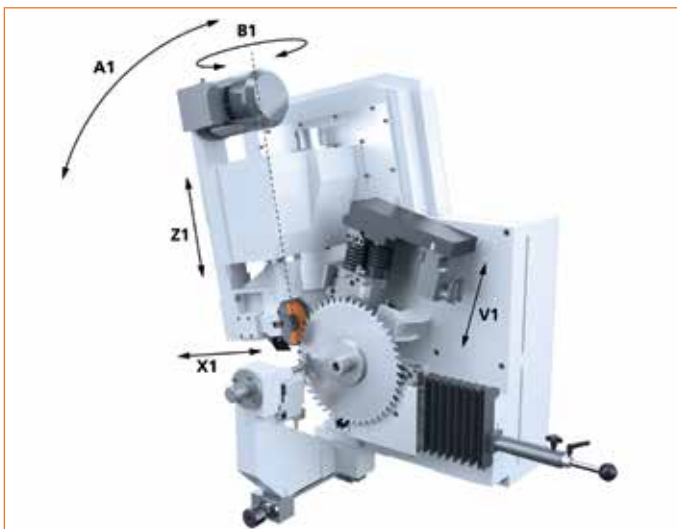
/// Oscillation grinding as standard – for high material removal rates in just one cycle, e.g. when machining teeth for repair

/// Motor-driven hook and clearance angle adjustment for rapid switchover from face to top grinding

/// Optimum movement coordination for short grinding times and reduced non-productive times

/// Consistently hydraulic-free – extremely low-maintenance

/// Automatic central lubrication included in the basic equipment for reduced maintenance effort



/// MAXIMUM FLEXIBILITY  
thanks to four CNC-controlled axes (B1, Z1, X1, V1)



/// TOOTH FACE MACHINING



/// TOOTH TOP MACHINING

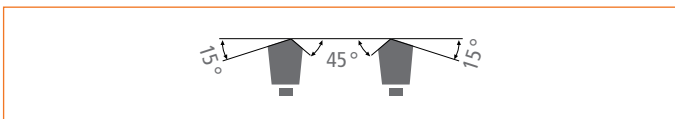
## /// THE APPLICATION

Its high level of variability and functionality makes the CHC series the first choice in each case for the workshop-oriented sharpening of circular saw blades in the processing of aluminium, plastic and, in particular, wood. Can be flexibly used by sharpening services, small batch manufacturers and, of course, saw mills. Thanks to the diagonally integrated feed pawl with pneumatic lift, even chipper segments present no problem – even if these are screwed with or without a reinforcing ring onto the mounting devices manufactured specially for the purpose, often also with filler pieces in order to fill up the gaps in the body.

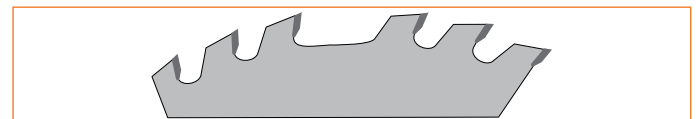
/// Wide-opening blade clamping mechanism for saws with collar or reinforcing ring

/// Optional second feed pawl for machining tooth pitches up to 180 mm

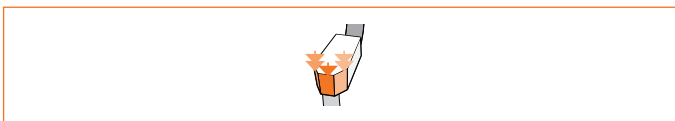
/// Optional hollow face grinding device for machining hollow face saws



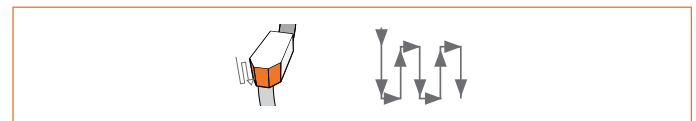
/// BEVEL GRINDING ANGLE  
can be individually chosen



/// GROUP TOOTHINGS  
can be machined



/// GRINDING SPEED  
can be steplessly adjusted according to different surfaces



/// OSCILLATION GRINDING PROCESS  
for outstanding surface finish quality even when high rates of metal are removed



/// TOOTH TOP MACHINING  
on chipper segment from the saw mill industry



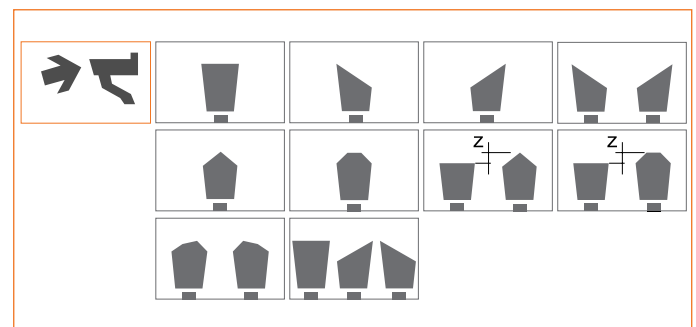
/// TOOTH FACE // TOOTH SHAPE EXAMPLES



/// MULTIPLE SURFACE PROGRAM  
optional



/// HOLLOW FACE MACHINING  
for excellent results in furniture manufacture



/// TOOTH TOP // TOOTH SHAPE EXAMPLES



### /// THE OPERATING CONCEPT

The modern operation concept with the new multifunctional handwheel makes work significantly easier and faster. The axes are selected and controlled by only one module, which is very helpful in avoiding the possibility of incorrect operation. The handwheel is also used as a potentiometer in order to be able to carry out speed adjustments in automatic mode.

/// Optimised machining times and surface finish quality through variable input of the grinding speeds for various different surfaces

/// No tooth pitch input required thanks to the feed pawl sensor system

/// Automatic adjustment of the hook angle and clearance angle through digital detection avoids adjustment errors

VOLLMER OPERATION PHILOSOPHY – ensures maximum convenience of use



/// 1 CONCISE VOLLMER SYMBOLS  
facilitate intuitive programming

/// 2 STORAGE  
of up to 4000 programs possible

/// 3 WINDOWS-BASED INTERFACE  
with 10-inch LCD colour display and graphical user guidance

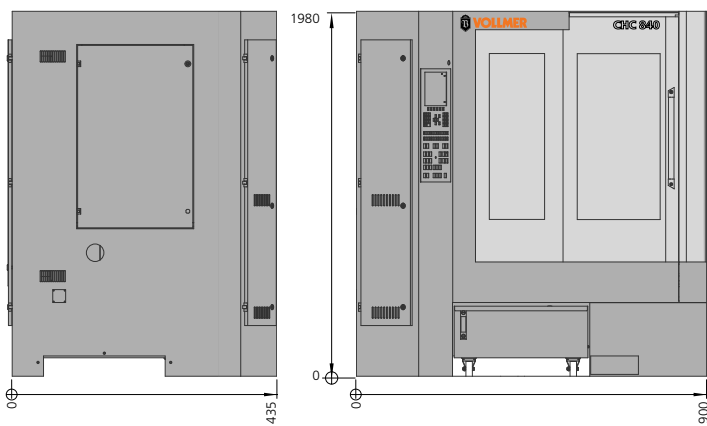
/// 4 EASY SET-UP  
thanks to innovative multi-functional handwheel

## /// SPECIFICATIONS

Circular saws	CHC 840	CHC 1300	
Outside diameter	80–840	80–1.300	mm
Bore diameter	from 10	from 10	mm
Blade thickness	≤ 8	≤ 8	mm
Tooth pitch	≤ 100 (≤ 180*)	≤ 100 (≤ 180*)	mm
Cutting width	to 12	to 12	mm
Workpiece weight	max. 30	max. 80	kg
Hook angle	-10 to +40	-10 to +40	°
Hollow face hook angle	-10 to +30*	-10 to +30*	°
Clearance angle	+5 to 45	+5 to 45	°
<b>Bevel grinding</b>			
on the tooth top	≤ 45	≤ 45	°
on the positive tooth face	≤ 15	≤ 15	°

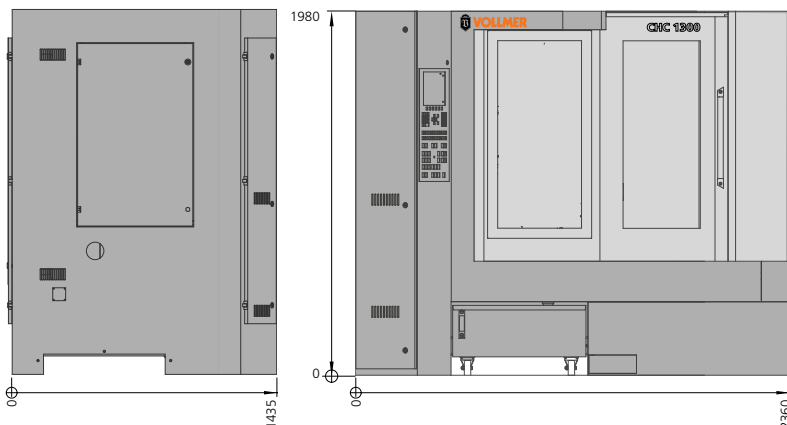
Grinding paths	CHC 840	CHC 1300	
Hook angle	≤ 20	≤ 20	mm
Clearance angle	≤ 24	≤ 24	mm
Hollow face	≤ 15	≤ 15	mm
Grinding shaft drive output	0,7 (1,1*)	0,7 (1,1*)	kW
<b>Grinding wheels</b>			
Outside diameter	125	125	mm
Bore diameter	32	32	mm
Peripheral speed	approx. 27 (variable*)	approx. 27 (variable*)	m/s
Coolant tank capacity	approx. 125	approx. 125	l
Connected load (without auxiliary equipment)	approx. 2.2	approx. 2.2	kVA
Weight	approx. 1660	approx. 1850	kg

\*Optional



## /// MACHINE DIMENSIONS

/// MACHINE FOR TWO DIAMETER RANGES:  
80–840 mm or 80–1300 mm available



We reserve the right to make design changes in the interest of technical progress. Patent pending.

## /// SERVICE THAT IS MADE TO MEASURE

With a comprehensive range of helpful and efficient services, VOLLMER is there to provide you with support. From competent advice and the best financing for you, through to an advantageous service contract that allows you to decide now which service costs you will have to pay in the future.

**In short:** We do everything so that you can concentrate on what's important: Your success.

/// Extensive advice and project planning

/// Financing and insurance

/// Training and start-up

/// Maintenance and service

/// Original spare parts

/// Upgrade and software

/// Purchase and sale of used machines

### CHC 840 AND CHC 1300 – YOUR ADVANTAGES AT A GLANCE:

#### /// MORE PRODUCTIVITY

Optimised grinding times, maximum machining precision, exemplary operational convenience – for workshop-oriented working

Your bonus in terms of efficiency and precision

#### /// INCREASED COST EFFICIENCY

A lot of performance under extremely equitable conditions

Manageable investment – high profitability

#### /// INCREASED FLEXIBILITY

Four CNC axes. Machine all tooth geometries in one cycle

That gives you even more opportunities



For more information about VOLLMER