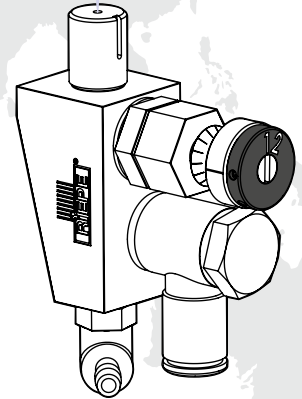


Edge processing to
Finish Quality



Spraying systems and chemical products **made in Germany**



Content

ABOUT US

Made in Germany	3
Why RIEPE®?	4
Our philosophy	5

OVERVIEW

Undesired glue residue	8
Electronically controlled spraying systems	10
Fine nozzles	11
Arrangement of the spraying systems	12
Chemical products for spraying systems	12

SPRAYING SYSTEMS IN DETAIL

Release agent	16
Release agent (pressure roller)	18
Antistatic coolant	20
Release agent (edge material lubrication)	22
Cleaning agent	24

OPTIONAL EQUIPMENT

Release agent (leading and trailing edges)	28
Release agent (application via roller)	30
Installation examples of various OEMs	32
Automatic wax application system	34
Manual polishing system	35
Veneer moistening	36

SERVICE PRODUCTS

Buffing and lamellar wheels	38
Special Plastic-Cleaner	40
Chain Plate Cleaner	41
Lube Pen	42
Filling Station	43



Made in Germany

For more than 35 years RIEPE® in Bünde, has been developing and producing electronically controlled spraying systems together with the appropriate chemical products, for the woodworking industry.

Furthermore, the product range includes different types of buffing wheels and lamellar wheels, wax application system and other useful products for your production.

From the beginning, we put the focus on quality products from high quality raw materials and professional service. Years of research and development brought intelligent and patented solutions for various applications in edge processing.

Against this background we are for example supplying our products to the leading machine manufacturers in the woodworking industry.

Customer proximity and individual counseling are two other important factors that have made us a global market leader.

Benefit from our experience and expertise in the field of edge processing and Finish Quality.



Why should you choose RIEPE® products?

RIEPE®, has made edgeband processing to finish quality possible, through many years of research and development. Release Agent, Antistatic Coolant and Cleaning Agent are specially developed for the RIEPE® spraying systems by RIEPE® themselves. Our products are made of high quality raw materials and go through a special in-house quality control.

Currently, RIEPE® products are sold worldwide via a large distributor network, so that you can obtain RIEPE® products throughout the world. Thanks to our professional service team we operate flexibly and reliably on the international markets and realise individual customer requirements.

Working very closely with leading machine, edgebanding and adhesive manufacturers we ensure our products always meet the latest demands. Continuous progress and innovative ideas are the result of this knowledge exchange.

Using original RIEPE® products you will cost effectively raise your production standard to new technical heights. In particular, the use of our spraying systems in combination with RIEPE® special Release, Antistatic Coolant and Cleaning Agent ensures effective, maintenance-free production.

We are pleased to offer advice and assistance in achieving Finish quality. We do not only offer you the right products, but also the technical know-how. Worldwide our customers already put their trust in us and our products.

Choose original RIEPE® products for your production too.



Satisfaction, Know-how, Trust

Customer orientation is one of the most important elements of the business culture at RIEPE®. The needs and satisfaction of our customers are at all times the first priority. Thanks to a professional service team every customer can receive individual advice and support. A worldwide based competent team of skilled people enables a simple and smooth service delivery. In addition to the installation of the RIEPE® spraying systems, the whole production process with regard the finished product is analysed and optimised to ensure RIEPE® Finish Quality. The targeted information exchange enables the customer to easily and effectively integrate the RIEPE® products into their production process.

The service staff at RIEPE® receive regular training and are fully briefed with regard market demands. Every problem or customer enquiry is considered holistically and analysed in the context of the production process. Once professionally fitted, the RIEPE® spraying systems in conjunction with the original RIEPE® products generate immediate success. The focus is on perfection, in order to achieve the optimum result for the customer. Above all the regular two-way knowledge exchange with the leading machine, adhesive, edgeband and tool manufacturers strengthens the know-how of our service team.


Over 35 years of experience in the woodworking industry makes RIEPE® a trustworthy partner. Our demand for quality mirrors not only the meticulous selection of our distributors, but encompasses all our value added processes. Innovation, quality and continuity are the three driving forces on the path to global player and market leader. At the same time the service performance is constantly developing and promises a professional and lasting cooperation with the customers.





OVERVIEW

- 8 Undesired glue residue
- 10 Electronically controlled spraying systems
- 11 Fine nozzles
- 12 Arrangement of the spraying systems
- 12 Chemical products for spraying systems



How to avoid undesired glue residue?

Glue residue squeezed out after the application of plastic or veneer edging material spoils the appearance of furniture parts. This glue residue quickly adheres to the workpiece and its removal requires time-consuming manual work.

The installation of RIEPE® spraying systems and the application of our chemical products guarantees a workpiece edge which is absolutely free of glue.

“ Would you introduce our products if through doing so you would increase productivity and save on time consuming post-processing?

Frank Rave, Technical Director

An overview of our spraying systems

An electronically controlled **release agent spraying system** applies an ultra-fine coat of the Release Agent LPZ/II® to the top and bottom surface of the workpiece (in the edge area) prior to formatting. This prevents squeezed out glue residue from adhering to the workpiece.

Upstream of the buffing unit/flat scrapers, an electronically controlled **cleaning agent spraying system** applies the Cleaning Agent LP163/93® to the top and bottom of the panel edge (edging material). The Release Agent applied in the infeed area and the loose glue residue is removed by the application of

the Cleaning Agent and the buffing process. In addition, the edging material radius is polished to regain its sheen and re-match the surface.

The perfect enhancement to the release and cleaning agent spraying systems is the **antistatic coolant unit**. The use of this spraying system after the edge application, leads to faster curing of the surface of the glue joint. Incrustation on the tools is notably reduced. The glue no longer adheres to the edging material. Furthermore, the edging material is statically discharged. Tracer rollers and workpieces remain free of milling chips.



Leading machine manufacturers work with and recommend
original RIEPE® products

The antistatic cooling agent spraying system can be equipped with an additional fine nozzle. This nozzle is used to apply the special Release Agent/Lubricant NFLY® laterally to the **edging material surface**, which helps avoid damage to the sensitive edging material. This damage is caused by the detection runners. In addition, damage to the protective film on the edgeband caused by the tooling is prevented.

When gluing problems occur the cleaning of the pressure roller is time consuming and labour intensive. The **release agent spraying system for pressure roller** offers the clean solution. The Release Agent NFLY® is periodically sprayed on the main pressure roller. The glue residue is thus prevented from adhering to the pressure roller.

“ RIEPE® Systems –
 100% reliability
 from the outset

The edging of corner joints, particularly on thick workpieces, presents problems. The Release Agent LP113/03® is sprayed onto the corner area of the glued on longitudinal edge to prevent the adherence of the glue residue emerging from the corner during the **cross gluing process**.

For edgebanding machines that do not have size cutters at the infeed, our **release agent roller application unit** comes into play. The fine nozzle sprays the Release Agent very finely onto the application roller. Subsequently, this applies the Release Agent accurately to the edge of the workpiece. In this way the Release Agent is prevented from coming into contact with the unfinished edge and therefore the gluing process is not negatively affected.

For veneer and wrapping machines the electronically controlled spraying system sprays a water/air mix onto the veneer strip. In this way the cracking/breaking of the veneer in the problem zones is prevented.

We have developed special fluids for each of the above mentioned spraying systems. The spraying systems will only operate maintenance free and ensure the success of your production if these fluids are used. This is confirmed by our long years of experience.

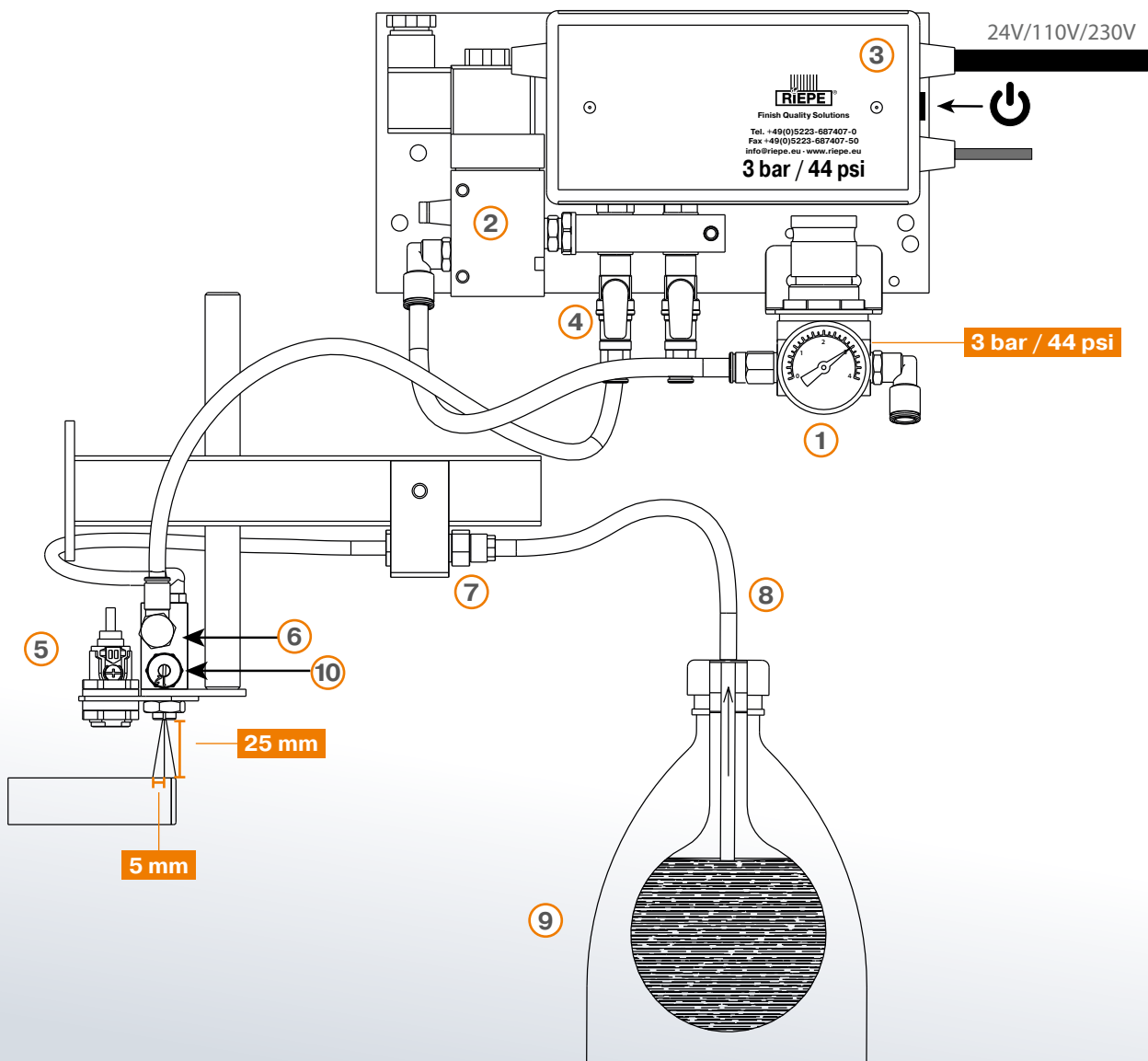
Electronically controlled spraying systems

The picture shows the complete system including electronics. A RIEPE® spraying system for retro-fit includes an electronic control with a sensor. As a result it is not necessary to enter the machine program. The sensor sees the beginning and end of the workpiece and gives the signal to spray.

This retro-fit system only requires a compressed air and 24V/110V/230V connection.

Our specially developed fine nozzles distinguish themselves above all for their low consumption and robustness.

- ① Manometer
- ② Magnetic valve
- ③ Electronic
- ④ Shut-off valves
- ⑤ Sensor
- ⑥ Fine nozzle
- ⑦ Reflux valve
- ⑧ Flow tube
- ⑨ 2 Liter Bottle
- ⑩ Adjustment screw



RIEPE® fine nozzles

The RIEPE® spraying systems are made of high quality materials and subject to strict quality controls. The heart of the spraying systems are the fine nozzles. Thanks to optimised and innovative technology these are economical in use of the RIEPE® liquids (<1 liter per fine nozzle for 5000 running meters) and guarantee a smooth and continuous finish.

Due to their compact, but robust design, the fine nozzles can be installed on all current machine types and are easily integrated into the production process. The fine nozzles are resistant to vibrations of the machine and work continuously at an air pressure of 2 to 4.5 bar (recommended 3 bar).

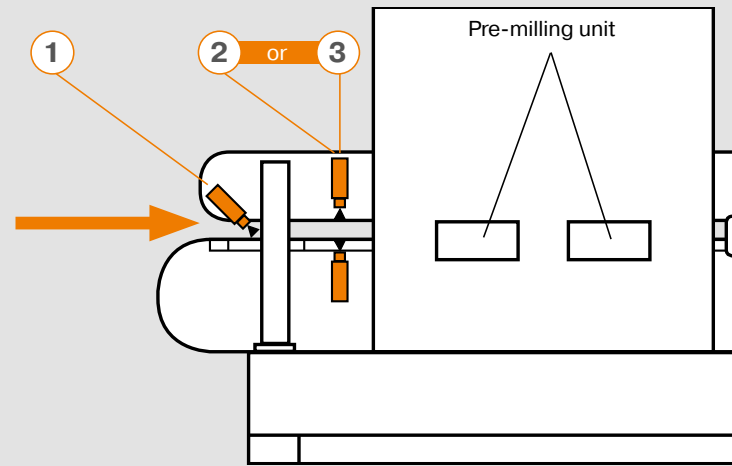
They also prove to be extremely durable and low maintenance. When using original RIEPE® products the customer has an unlimited guarantee on the hardware.

“ Who is in the position to offer an unlimited guarantee on their products.

René Riepe, Managing Director – RIEPE GmbH & Co. KG



Arrangement of RIEPE® spraying systems on the edgebanding machine



RELEASE AGENT LP113/03® 1

Area of application: Machine infeed
 Container (litre): 30 | 200 | 1000
 Colour: Transparent

Apply to the corner area of the already applied longitudinal edge

- Prevents the adhesion of emerging glue residue (cross gluing process) in the corner area

RELEASE AGENT LPZ/II® 2

Area of application: Prior to the pre-milling
 Container (litre): 30 | 200 | 1000
 Colour: Transparent

Spray onto the upper and lower edge area of the workpiece

- Prevents the adhesion of emerging glue onto the workpiece

RELEASE AGENT LP120/12 5

Area of application: Pressure roller
 (Hot air / Laser machines)
 Container (litre): 30 | 200 | 1000
 Colour: Transparent

Intermittent application to the pressure roller

- Use within high heat zones (Hot air / Laser machines)
- Contamination of the roller is prevented
- Avoidance of marking and damage

ANTISTATIC COOLANT LP289/99® 6

Area of application: After pressure zone
 Container (litre): 30 | 200 | 1000
 Colour: Blue

Spray onto the upper and lower edge area of the workpiece

- Statically discharges the edge area
- Cooling of the glue joint and hardening of the glue
- Tracers and workpieces remain free of chippings
- Tooling remains free of glue residue

CLEANING AGENT LP163/93® 8

Area of application: Before buffing wheels / surface scraper
 Container (litre): 30 | 200 | 1000
 Colour: Red

Spray onto the upper and lower edge area of the workpiece

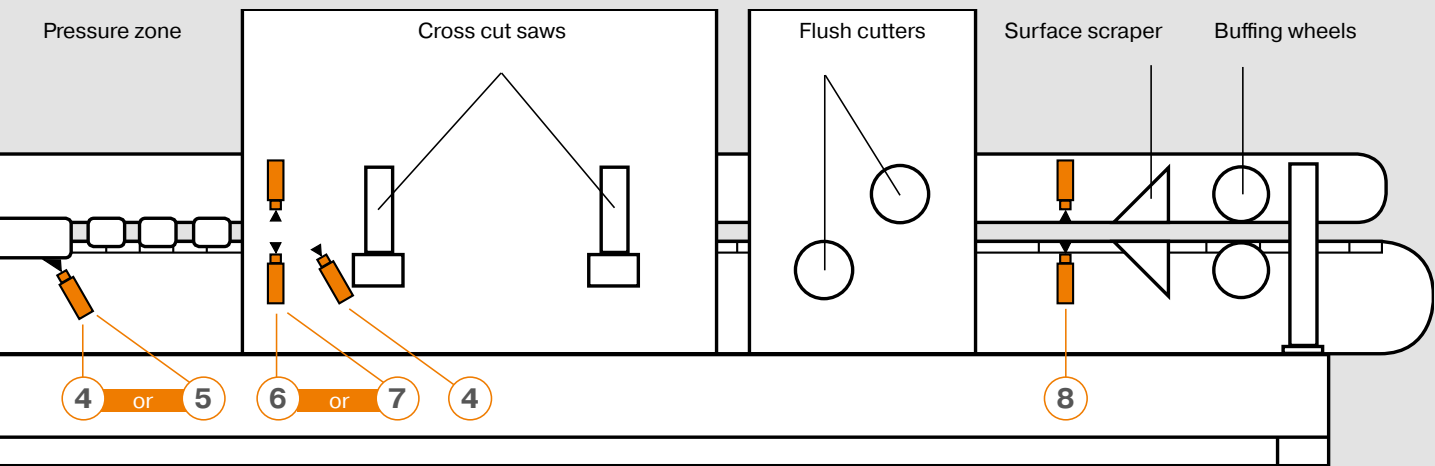
- Removal of release agent and loose glue residue
- Cooling of the edgeband and glue joint
- Matt radius of the machined edgeband re-matches the surface finish

WAX REMOVER LP175/11

Area of application: After wax application unit
 Container (litre): 30 | 200 | 1000
 Colour: Transparent

Spray onto the polished edge

- Removal of wax residue on machines with polishing systems



RELEASE AGENT TH97®

3

Area of application: Prior to the pre-milling
 Container (litre): 30 | 200 | 1000
 Colour: Transparent

High heat resistant: For use on machines with high heat zones

(e.g. Post-/Softforming)

- Workpieces can pass through high heat zones without any effect on the performance of the Release Agent
- Prevents the adhesion of emerging glue residue onto the workpiece

RELEASE AGENT NFLY®

4

Area of application: (a) Pressure roller
 (b) Edgeband/
 protective foil
 (c) Slide shoe
 (d) DUO scraper
 (e) Tooling

Container (litre): 30 | 200 | 1000 | Aerosol
 Colour: Green

(a) Intermittent application to the pressure roller

- Glue residues cannot adhere to the roller

(b) Spray directly onto the surface of the edgeband

- Avoidance of marking and damage
- Protective foil is protected and not removed from the edge

(c) Edge/protective foil automatically transfers the release agent to the slide shoes

- Glue residues do not adhere
- Prevents marking and friction

(d) Direct application onto the DUO scraper

- No clogging of the DUO scraper

(e) Application to the tooling

- Prevents fouling of the trimmers

COOLANT WZG 12

7

Area of application: After pressure zone
 Container (litre): 30 | 200 | 1000
 Colour: Blue

Spray onto the upper and lower edge area of the workpiece

- Prevents cracking of acrylic edges (lesser cooling effect)
- Static discharging of the workpiece
- Cooling of the glue joint and hardening of the glue
- Tracers and workpieces remain free of chippings
- Tooling remains free of glue residue

The RIEPE® spraying systems operate maintenance free only when used in conjunction with these specially developed liquids.



Scan here to order directly

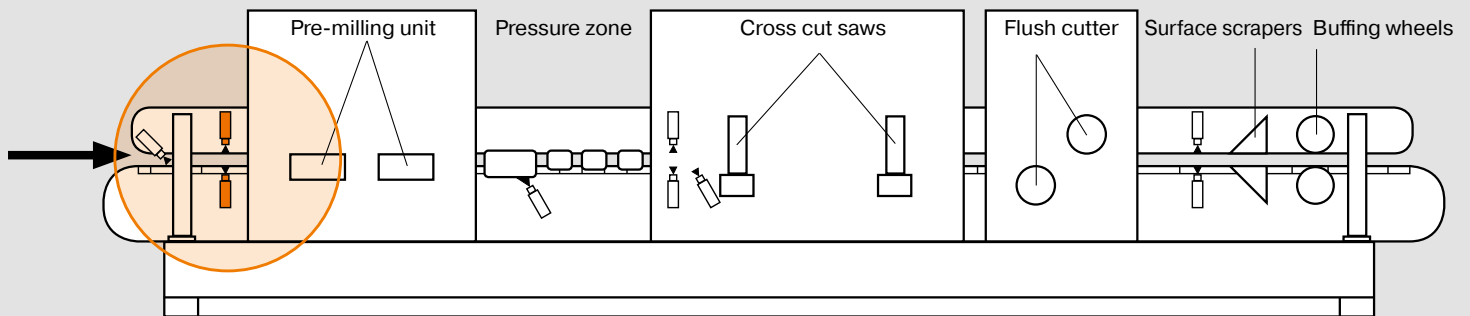
100% Riepe®-Spraying Systems
 +100% Riepe®-Chemical Products
 +100% Riepe®-Quality Control
 = 100% Success





SPRAYING SYSTEMS IN DETAIL

- 16 Release agent
- 18 Release agent (pressure roller)
- 20 Antistatic coolant
- 22 Release agent (edge material lubrication)
- 24 Cleaning agent



Electronically controlled release agent spraying system

Upstream of the formatting unit, an ultra-thin coat of the **Release Agent LPZ/II®** is applied to the top and bottom surface of the workpieces (edge area) by means of our electronically controlled release agent spraying system. This prevents squeezed out glue from adhering to the workpiece.

An ultra-thin application of our release agent in the edge area (**consumption per nozzle under 1 liter per 5000 running meters**) guarantees a perfect result. The electronically controlled release agent spraying system only requires a 3 bar compressed air connection and a 24V/110V/230V outlet. Our special release agents are adapted to all commercially available glues.

In illustration 1 you can see the installation of the spraying system outside the cabin, prior to formatting, with the appropriate bracket. On the opposite side of the machine the system is connected to the longitudinal fence with the appropriate bracket.

In illustration 2 you can see the installation inside the cabin directly before the formatting unit, with the relevant fixing bracket.

Our fine nozzles are not sensitive to dust and can therefore be fitted directly in front of the tooling. We also have an assortment of special fixings to meet your needs. For post- or soft-forming machines our high heat resistant Release Agent TH97® is used. This special release agent can pass, problem-free, through hot zones without losing its effectiveness.



1

Installation example release agent spraying system in front of the cabin



RELEASE AGENT LPZ/II®

Area of application: Prior to the pre-milling
 Container (litre): 30 | 200 | 1000
 Colour: Transparent



RELEASE AGENT TH97®

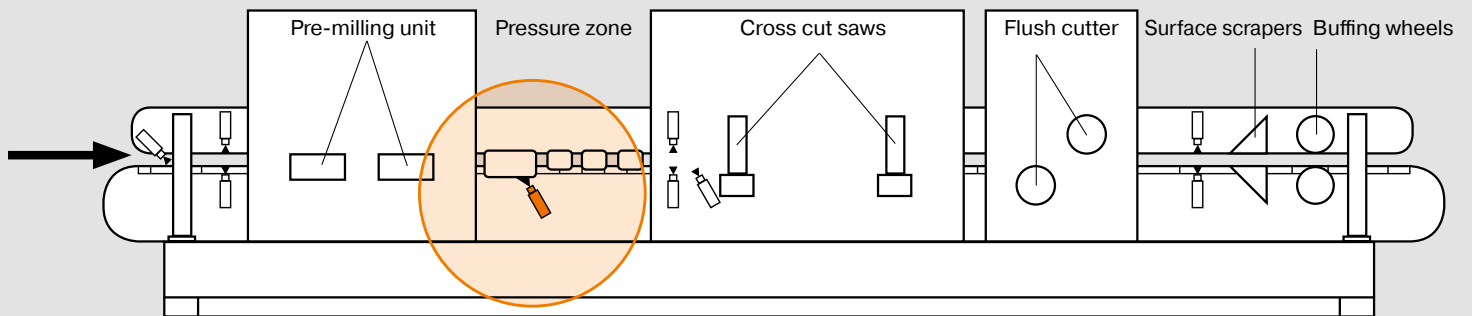
- High heat resistant -

Area of application: Prior to the pre-milling
 Container (litre): 30 | 200 | 1000
 Colour: Transparent



2

Installation example release agent spraying system in cabin



Electronically controlled release agent spraying system for pressure roller

The fine nozzle of this electronically controlled unit applies the **Release Agent NFLY®** to the contact pressure roller. This is achieved by an adjustable timing interval. The spray duration is about 3 seconds. In this way glue is prevented from adhering to the contact pressure rollers. In addition the special release agent is taken from the edge and transferred to the downstream contact pressure rollers or anti-friction shoes. The contact pressure rollers and the anti-friction shoes remain free of glue residue. The anti-friction shoes are simultaneously cooled. Result: A notably enhanced quality. Contact pressure rollers and anti-friction shoes need no longer be cleaned.

Post-/Soft-forming:

For Post-/Soft-forming work, the Release Agent NFLY® is sprayed directly on the top coat in front of the anti-friction shoes. The special release agent is transferred to the anti-friction shoes to form a glide film.

This prevents squeezed out glue residue from adhering to them and the workpiece.



1 Installation example release agent spraying system for the pressure roller

2 Release Agent NFLY®



RELEASE AGENT NFLY®

Area of application: Pressure roller |
Edgeband / protective foil
Slide shoe |
DUO scraper | Tooling

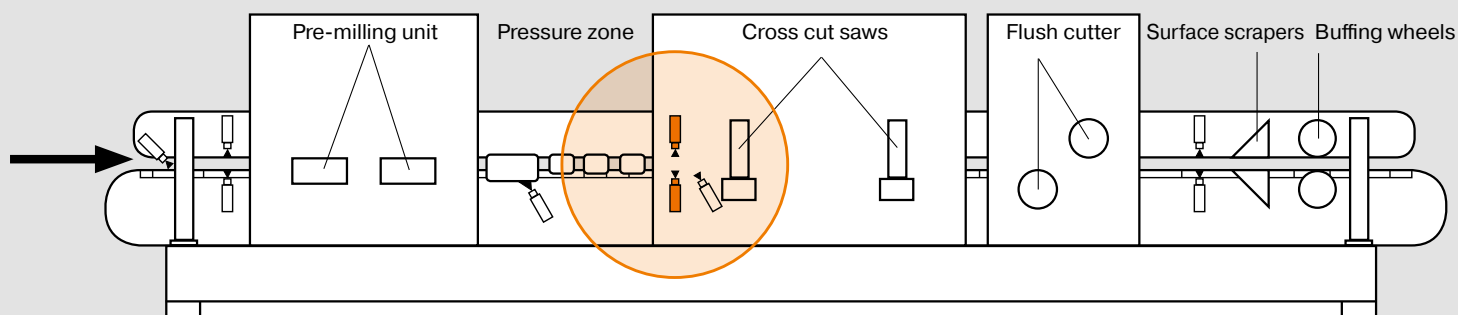
Container (litre): 30 | 200 | 1000 | Aerosol
Colour: Green



RELEASE AGENT LP120/12

Area of application: Pressure roller
(Hot air / Laser machines)

Container (litre): 30 | 200 | 1000
Colour: Transparent



Electronically controlled antistatic coolant spraying system

To cool the glue joint and statically discharge the edging material. The perfect addition to the release agent spraying system fitted at the machine infeed and the cleaning agent spraying system fitted at the end of the machine is the antistatic coolant system. It can be fitted downstream of the last contact pressure roller, upstream of the cross cut saws or upstream of the flush cutters.

The **Antistatic Coolant LP289/99®** is sprayed directly on the upper and lower edge area of the workpiece (glue joint) by means of our spraying systems. As a result the glue joint surface is hardened. The glue build-up on the tools is notably reduced and consequently the glue is no longer transferred onto the edging material (**indispensable for PUR**). Furthermore, the edging material is statically discharged. Tracer rollers and workpieces remain free from milling chips.

Milling (flush trimming) of the ABS/PP/PVC etc. edges causes static charging of the edging material and the adjoining top and bottom face of the workpieces. Milled off chips adhere to the edging material and on the top and bottom surface of the panel negatively impairing the function of the tracer rollers and making a precise finishing by scraper blades or milling impossible. This system remedies the problems mentioned above, instantly!



1 Installation example antistatic coolant spraying system after pressure zone



2 Installation example antistatic coolant spraying system in cabin, prior to the cross cut saws



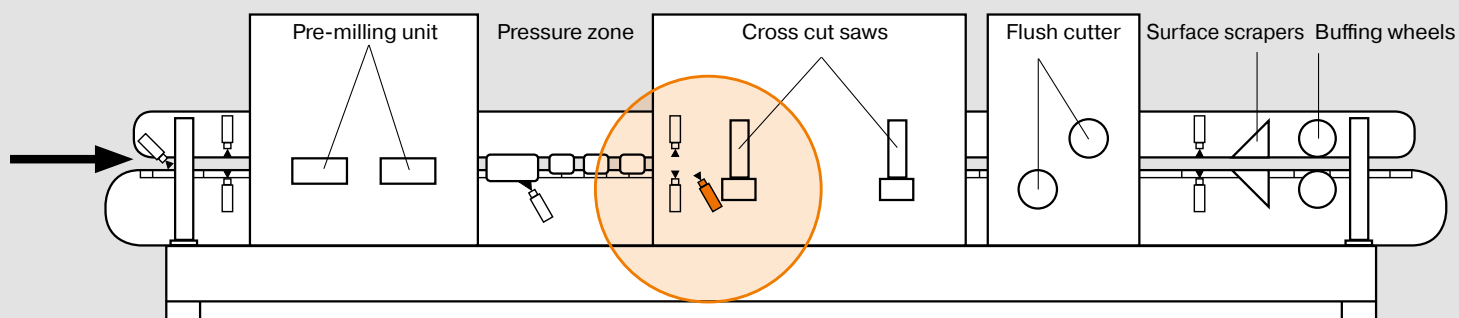
ANTISTATIC COOLANT LP289/99®

Area of application: After pressure zone
 Container (litre): 30 | 200 | 1000
 Colour: Blue



COOLANT WZG 12

Area of application: After pressure zone
 Container (litre): 30 | 200 | 1000
 Colour: Blue



Electronically controlled release agent spraying system for edge material lubrication

The antistatic coolant spraying unit can be equipped with an additional fine nozzle. This nozzle is used to apply the **Release Agent NFLY®**, laterally to the edging material surface.

As a result, damage to sensitive edging material, caused by the detection shoes, is avoided. In addition, protective foil on the edgeband is prevented from becoming detached.

Also available separately (see image).



1 Installation example antistatic coolant spraying system with additional nozzle for the edging material surface

2 Single solution for the edge material moistening

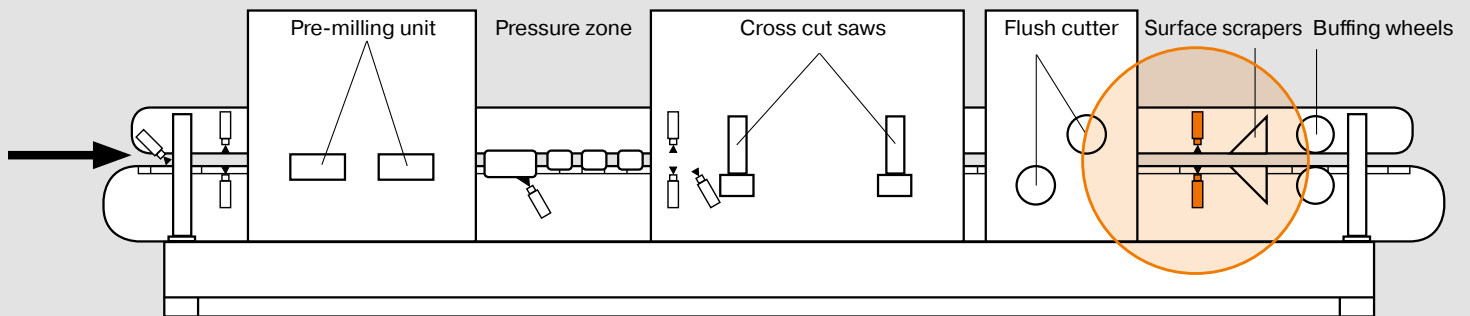


RELEASE AGENT NFLY®

Area of application: Pressure roller |
 Edgeband/protective foil
 Slide shoes |
 DUO scraper | Tooling

Container (litre): 30 | 200 | 1000 | Aerosol

Colour: Green



Electronically controlled cleaning agent spraying system

This system is used to spray the **Cleaning Agent LP163/93®** on the top and bottom surface of the board edge, as well as the edgeband. The Release Agent, applied at the machine infeed side and the loose glue residue are removed by the application of the cleaning agent and subsequent buffing.

Furthermore, the glue joint and the edge banding are cooled. Heat generation during buffing is considerably reduced by the application of the liquid. Smearing of glue emerging from the joint is avoided. The edge banding radius is wet buffed with the special Cleaning Agent LP163/93®. As a consequence, heating of the thermoplastic material is notably reduced, and a smearing of the plastic is prevented.

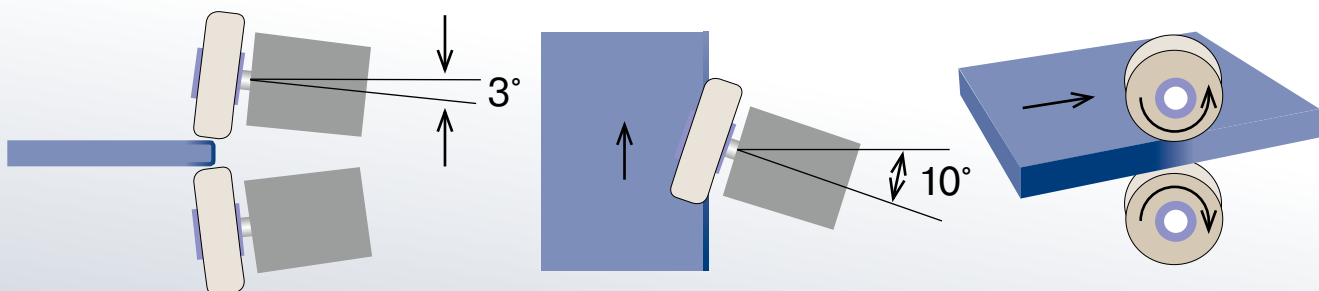
Moreover, the radius re-matches the surface finish. Glue residue no longer adheres to the buffing wheels.

Result: An absolutely clean board edge!

This result can only be obtained when the buffing wheels are used without oscillation and applying only slight pressure. The buffing disc must be used with an inclination in relation to the workpiece of 3°, 10° inclined to the support and with a lateral overhang of 5mm to the workpiece edge. Rotational direction should be in synchronous run to reduce heat generation.

With the current flat scrapers with skids the fine nozzles are arranged directly in front of the flat scraper. This prevents the adhesion of glue residue on the scrapers and skids.

Consumption per fine nozzle: Under 1 liter for 5000 running meters. The electronically controlled cleaning agent spraying system only requires a compressed air connection of 3 bar and a 24V/110V/230V socket.





1 Installation example cleaning agent spraying system in front of the buffing wheels



2 Installation example cleaning agent spraying system in front of the flat scraper

i For further information about **buffing- and lamellar wheels**, please see page 38.



CLEANING AGENT LP163/93®

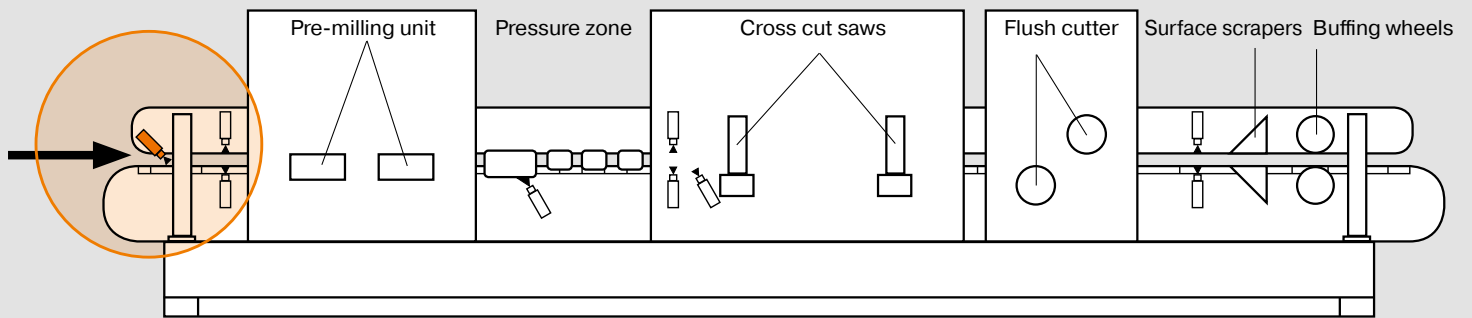
Area of application: Before buffing wheels / surface scraper
 Container (litre): 30 | 200 | 1000
 Colour: Red





OPTIONAL EQUIPMENT

- 28 Release agent (leading and trailing edges)
- 30 Release agent (application via roller)
- 32 Installation examples of various OEMs
- 34 Automatic wax application system
- 35 Manual polishing system
- 36 Veneer moistening



Electronically controlled release agent spraying system for leading and trailing edges

The **Release Agent LP113/03[®]** is sprayed onto the corner area of the glued on longitudinal edge to prevent the adherence of glue emerging in the corner as a result of the cross gluing process.

The picture shows a fine nozzle used to spray the Release Agent LP113/03[®] onto the trailing edge moving in the running direction.



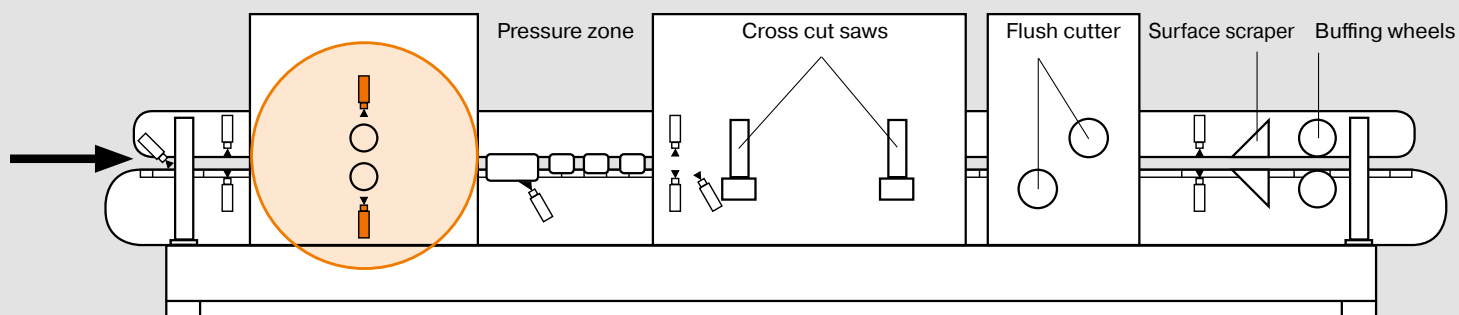
RELEASE AGENT LP113/03[®]

Area of application: Machine infeed
Container (litre): 30 | 200 | 1000
Colour: Transparent



1

Electronically controlled release agent spraying system for trailing edges



Electronically controlled release agent application system (application via roller)

For special requirements (e.g. machines without forming), the roller application device pictured here operates upstream of the edge feeder of the machine. The release agent application roller is misted with a special RIEPE® release agent by a fine nozzle, and then the roller applies the release agent precisely to the top and bottom of the workpiece edge area.

As a result the release agent does not come into contact with the unfinished edge and therefore cannot hinder the bonding process. Due to the applied release agent the emerging glue residue can no longer adhere to the workpiece.



RELEASE AGENT LPZ/II®

Area of application: Prior to the pre-milling
 Container (litre): 30 | 200 | 1000
 Colour: Transparent




1

Electronically controlled release agent application system (application via roller)



BIESSE



OTT

**Installation examples
of various OEMs**



HOMAG



Frevol





Automatic wax application system


Using the polishing process for throughput production technology, the machined edge radius is given a high gloss finish by the polishing system. The wax bar is held by means of two clamping cylinders. When the 5/2 way valve is switched, the feeder cylinder moves the wax bar onto the application wheel. After the time, as set on the timer, has elapsed (approx. 3 sec.), the 5/2 valve is switched over and the wax bar returns to the home position.

The amount of wax applied is regulated by means of the central knurled-head screw (adjustment between 0,2 – 2 mm). By turning anti-clockwise more wax is applied and clockwise less. The recommended wax amount is between 0,2 – 0,3 mm.

This system cannot be retrofitted.

System consisting of:

- Automatic Wax Application Unit WZG
- Hard Wax Bar RWR1770
- Wax Application Brush WZG 160/25/50 mm
- Cloth Polishing Wheel WZG 160/20/50 mm
- Wax Remover LP175/11
- Antistatic Coolant WZG12



WAX REMOVER LP175/11

Area of application: After wax application unit
 Container (litre): 30 | 200 | 1000
 Colour: Transparent

The Polisher

High gloss without framing effect

The Polisher has been specially developed to fulfill the requirement for high gloss finish in the radius area. Without the need for high investment the Polisher enables the quick and cost effective production of high gloss furniture parts.


The compact construction of the Polisher guarantees a user friendly and process enhancing addition to your production. The workpiece produced on an edgebander is fed along a roller table past three polishing wheels angled at 45°. This is in a constant lengthwise movement from right to left. Special hard wax is manually applied to the lamellar wheel and from there to the workpiece.

For longer elements optional additional roller units can be fitted to the left and right sides of the Polisher. A regular replacing of the polishing wheels guarantees consistent high quality results.

The Polisher at a glance

- Manual polishing system
- Flexible deployment
- Low investment costs
- Appropriate accessories
- Extendable





Electronically controlled veneer moistening spraying system

Solution for profile wrapping problems

Wrapping machines and edgeband application.

This electronic moistening system sprays an air-water mix onto veneer strips via fine nozzles. A micro-fine moistening spray is applied to the veneer directly before fitting, thus ensuring that the veneer is flexible and does not crack at critical points.


The picture on the right shows a unit with fine nozzles and the attendant electronics. The veneer strip is accurately moistened from start to finish. For larger surfaces (wrapping) it is possible to connect several fine nozzle units.





SERVICE PRODUCTS

- 38 Buffing and lamellar wheels
- 40 Special Plastic-Cleaner
- 41 Chain Plate Cleaner
- 42 Lube Pen
- 43 Filling Station



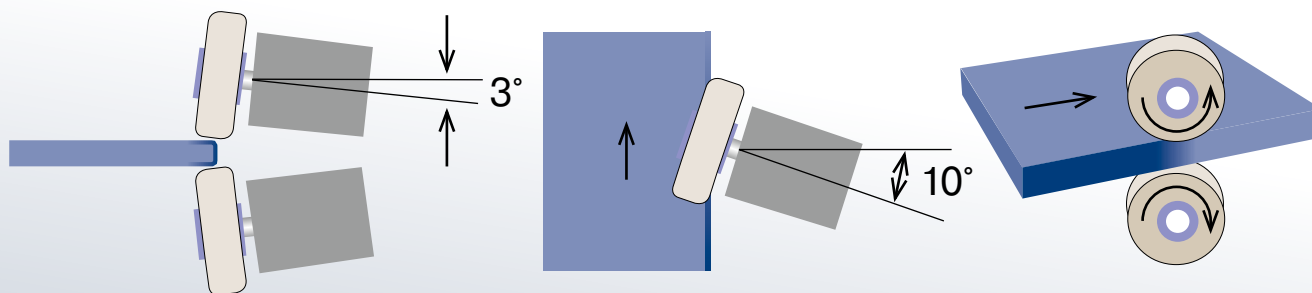
Premium Buffing and lamellar wheels for your edge processing

Buffing wheel arrangement in combination with RIEPE® release and cleaning agents:

It is only possible to obtain an absolutely clean board edge in combination with the original RIEPE® Release and Cleaning Agents when the buffing wheels do not oscillate and are applying only slight pressure. The buffing wheel must be inclined by approx. 3° to the workpiece, rigid (no oscillation), and with a lateral overhang of 5 mm to the workpiece edge. Rotational direction in synchronous run to reduce heat.

Buffing wheel adjustment

- approx. 3° inclined to the board (vertical)
- approx. 10° inclined to the support (if possible)
- 5 mm lateral overhang to the workpiece edge
- approx. 1400 rpm motor speed (if possible)
- no oscillation
- rotational direction in synchronous run



Premium

Fabric-Sisal-Lamellar wheels 3:1 ratio

The fabric-sisal-lamellar wheels are brushes with a cast mounting core. The lamellar are composed of the following ratio: 3 x fabric and 1 x sisal. The cloth in the lamellar serves to remove the previously applied special Cleaning Agent LP163/93®.

The fabric-sisal-lamellar wheels are suitable for all types of thermoplastic edgings. In addition, they have, in combination with the special Cleaning Agent LP163/93®, a very long operating life. The use of the fabric-sisal-lamellar wheels while processing thin edges (<1mm) leads to the following result.

Result:

- Material re-finishing
- Removal of the protruding edging material
- Smoothing of the edge band (sharpness)
- Reduction in stress whitening
- Radius optic adapts to the workpiece surface



Item No.	Outer diameter (mm)	Width (mm)	Boreholes (mm)
712	120	11	19 (Hex.)
719	140	25	11
741	150	20	19 (Hex.)
708	160	20	40
717	160	25	50
740	160	25	55
709	190	20	40
707	190	20	50

(special sizes on request)

Premium

Fabric buffing wheels

The fabric buffing wheels offered by us are distinguished by a strong fabric quality. Composed of 2 x 14 layers of fabric they are extremely strong. As a result, a spreading of the buffing wheels on the edge radius is avoided.

In connection with the special Cleaning Agent LP163/93®, the edge radius is polished so that its sheen matches that of the surface. The life of the buffing wheels is also considerably increased by the Cleaning Agent LP163/93®.

Result:

- Material re-finishing
- Reduction in stress whitening
- Radius optic adapts to the workpiece surface



Item No.	Outer diameter (mm)	Width (mm)	Boreholes (mm)
726	120	20	19 (Hex.)
720	140	25	11
704	160	25	40
702	160	25	50
724	160	25	55
715	190	20	40
701	190	25	50

(special sizes on request)

Premium Special Plastic-Cleaner for Manual Cleaning

Special plastic cleaners

The special plastic cleaners developed by RIEPE® are the first choice for the manual cleaning of plastic surfaces. Due to the exclusive use of only high quality raw materials, the RIEPE® special plastic cleaners affirm their position as premium products in the market.

LP208/56 The mild one for slight to middle residue contamination

LP305/98 The allrounder removes effortlessly all glue residues

LP305/98 PLUS The strongest removes even PUR residues completely

Plunger can

The perfect addition is the 2 liter plunger can, which ensures the safe and cost effective use of the various chemical products. It stands out through high quality workmanship and long-lived reliability and makes all manual cleaning easier.

We would also be very pleased to develop chemical products to suit your particular needs.

Please just contact us.



Special plastic cleaners

- Effortlessly removes glue residues
- Strong cleaning power
- Quick drying
- Residue free evaporation
- Low odour
- Hexane free
- Benzene free
- Container (litre): 1 | 10 | 30 | 200 | 1000

Plunger can

- Easy to use
- Safe use of various chemical products
- Increases cost efficiency

NEW*Premium***Chain Plate Cleaner****Perfect quality assured products**

Watch our application video

Ensure the consistent high quality of your workpieces by including the cleaning of the chain plates in your maintenance cycle.

Contaminated chain plates lessen the grip on the workpiece and as a result the applied pressure of the top pressure belt has to be increased. In addition, contaminated chain plates can result in markings on the workpieces.

Our specially developed Cleaning Agent LP407/13 for chain plates, top pressure belts and rubberised roller conveyors will greatly assist in cleaning without attacking any of the materials.

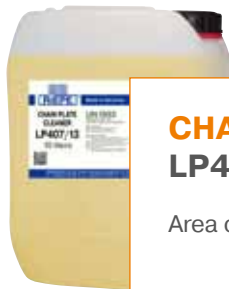
Unsuitable cleaners can cause damage to the surface of the plates. In addition, a change in the shore hardness can occur.

Even a liberal use of LP407/13 has no negative effect on the chain plates, top pressure belts or roller conveyors.

Application:

With the machine stationary, use a well wetted lint free cloth to clean plate by plate.

- Specially developed for the cleaning of chain plates, top pressure belts and rubberised roller conveyors
- High cleaning power
- Materials not affected
- Consistent grip of the workpiece
- No change in the shore hardness

**CHAIN PLATE CLEANER LP407/13**

Area of application: chain plates, top pressure belts and rubberised roller conveyors

Container (litre): 10 | 30
Colour: yellow



Lube Pen

Intelligent solution for the infeed guide

Problem:

The infeed guide, in the inlet area of edge banding machines, feed the workpieces to the correct position on the conveyor track. The edge of the workpiece to be processed is positioned flush against the infeed guide and then fed along the guide to the transport chain.

In this process the infeed guide is normally moistened with a lubricant, so that the workpieces can be fed smoothly into the machine. In most companies unsuitable lubricants, for example silicone-based, are sprayed imprecisely onto the infeed guide. The result is a permanent soiling of the machine inlet. Key elements such as the chain plates or rubber components may be damaged.

Solution:

The RIEPE® Lube Pen with its sponge applicator, enables a precise and direct coating of the infeed guide. Because of this new, easy and effective development another edge banding process is optimised.

- Precise sponge application
- Easy to use
- Gentle alternative to other available lubricants
- No contamination of the machine infeed



LUBE PEN

Area of application: Machine infeed
 Container: 100 ml
 Colour: Transparent



**MADE IN
GERMANY**

Filling Station

Safe storage and filling

The RIEPE® filling station ensures safe handling with the Release, Cleaning and Antistatic Coolant Agents. For more than 35 years RIEPE® processes and produces high quality chemicals for the edge banding process and has an extensive knowledge in the handling of dangerous goods. The filling station is a device for the secure storage and filling for various container sizes.

- For various container sizes
- Space-saving storage
- Removable collection chamber
- Solid construction
- Stainless material



**Original RIEPE® products
are available worldwide**



RIEPE GmbH & Co. KG
Theodor-Rosenbaum-Str. 28-30
32257 Bünde · Germany

Tel. +49(0)5223-68 74 07-0
Fax +49(0)5223-68 74 07-50

info@riepe.eu · www.riepe.eu

Stand 10/2018



www.riepe.eu