


## Sash Storage Trolley

## RU-FLW

The RU-FLW Sash storage trolley is developed to ease the storage and transport of sashes within the company building.



### Equipment.

- Case dividers and contact surface are covered with felt
- Access from both sides
- Drive able trough 4 PVC castor rolls  $\varnothing 150\text{mm}$ , 2 with brakes

### Technical Data:

Type	Order-No	length	depth	total height	Case height	Amount of cases	Case width
RU-FLW-80/16	7100003	1780 mm	800 mm	2700 mm	2450 mm	16	80 mm
RU-FLW-80/20	7110003	2220 mm	800 mm	2700 mm	2450 mm	20	80 mm
RU-FLW-100/16	7120001	2100 mm	800 mm	2700 mm	2450 mm	16	100 mm
RU-FLW-120/13	7130001	1970 mm	800 mm	2700 mm	2450 mm	13	120 mm
RU-FLW-140/13	7140001	2220 mm	800 mm	2700 mm	2450 mm	13	140 mm
RU-FLW-H-80/16	7100004	1780 mm	800 mm	3050 mm	2800 mm	16	80 mm
RU-FLW-H-80/20	7110004	2200 mm	800 mm	3050 mm	2800 mm	20	100 mm
RU-FLW-H-120/13	7130002	1970 mm	800 mm	3050 mm	2800 mm	13	120 mm
RU-FLW-H-140/13	7140002	2200 mm	800 mm	3050 mm	2800 mm	13	140 mm

Other Version available.

... die Idee mehr!

## Sash And Door Storage And Transport Cart

RU-TFW-...R

Transport and storage cart to store heavy doors and already glazed sashes.



### Accessories and equipment:

- Case surface is covered with felt.
- Plastic rollers on the bottom to prevent damages to the sashes and doors.
- Access from both sides
- Driveable trough 4 polyamide steering rollers 2 of them with stops.
- Device to prevent uncontrolled unloading, of the sashes and doors

RU-TFW-800/120R

### Technical Details:

Type	Order-No.	Width	Depth	Case height	Case Width	Amount of Cases	Contact Surface
RU-TFW-800/80R	10463002	1250 mm	800 mm	2450 mm	80 mm	10	PVC-Rollen
RU-TFW-800/90R	10472002	1350 mm	800 mm	2450 mm	90 mm	10	PVC-Rollen
RU-TFW-800/100R	10471003	1250 mm	800 mm	2450 mm	100 mm	8	PVC-Rollen
RU-TFW-800/120R	10464003	1200 mm	800 mm	2450 mm	120 mm	7	PVC-Rollen
RU-TFW-800/140R	10473002	1350 mm	800 mm	2450 mm	140 mm	7	PVC-Rollen
RU-TFW-H-800/80R	10463003	1250 mm	800 mm	2800 mm	80 mm	10	PVC-Rollen
RU-TFW-H-800/90R	10472003	1350 mm	800 mm	2800 mm	90 mm	10	PVC-Rollen
RU-TFW-H-800/100R	10471005	1250 mm	800 mm	2800 mm	100 mm	8	PVC-Rollen
RU-TFW-H-800/120R	10464004	1200 mm	800 mm	2800 mm	120 mm	7	PVC-Rollen
RU-TFW-H-800/140R	10473003	1350 mm	800 mm	2800 mm	140 mm	7	PVC-Rollen

Other version available

... die Idee mehr!



## Roll Lifting Cart

## RU-HRW4

Developed to reduce the time and cost expenses for packaging windows

The roll lifting cart will be positioned behind the glazing station so that the rolls of the glazing station and the rolls of the roll lifting cart are at the same height. To prevent the elements from tilting we've developed a comb swivel-mounted fixture. The operator rolls the elements in and adjusts the comb to the thickness of the elements. Then he drives to the next loading position. This activity will be repeated until the roll lifting cart is full.

Through apply of cross boards the elements get assured and lowered on wood bars. The wood bars also get screwed to the boards which hold the elements together. The roll lifting cart can be moved out and is ready for a new loading.



### Technical Data:

Type	Order-No.	Fork length	Dimensions L x T x H
RU-HRW4	10674000	1200 mm	1400 x 1665 x 1510 mm

... die Idee mehr!

## Profile Trolley

## RU-PWD

Horizontal storage and transportation of profiles, especially for lacquered profiles.



- Easy loading and unloading
- Carrier arms covered with felt
- Columns in the middle adjustable
- Additional middle columns on your request
- Move able by 4 castors D=150 mm, 2 with stoppers
- 13 compartments
- Length of the support-arms 400 mm

RU-PWD-H1600/130/5

### Technical Data:

Type	Order-No.	Size L X B X H	length carrier arms	Weight
Wood				
RU-PWD-H1600/130/4	107850000	1600 x 850 x 2140 mm	400 mm	135 kg
RU-PWD-H1600/130/5	107850001	2000 x 1050 x 2140 mm	500 mm	135 kg
Aluminium and PVC				
RU-PWD1600/100*	7820000	1600 x 850 x 2050 mm	400 mm	135 kg
RU-PWD2000/100*	7830000	2000 x 850 x 2050 mm	400 mm	135 kg
RU-PWD1600/5**	7840000	1600 x 850 x 2050 mm	400 mm	135 kg
RU-PWD2000/5**	7890000	2000 x 850 x 2050 mm	400 mm	135 kg
RU-PWD1600/7**	784-100	1600 x 850 x 2050 mm	400 mm	135 kg
RU-PWD2000/7**	789-100	2000 x 850 x 2050 mm	400 mm	135 kg

\* Fix case heights 100 mm or 130 mm

\*\* Amount of free adjustable carrier covered with PVC

## Profile Trolley

## RU-PW1SH / RU-PW2SH

Developed for the vertical storage and transport of profiles



RU-PW-1 SH



RU-PW-2 SH

### Equipment and Accessory:

- Easy loading and unloading
- Assorting combs covered with PVC-hose, Mounting surface covered with plywood or open bottom
- One- or two-sided available
- Compartment-dividers and clamping-plate as accessory available
- Moveable by 4 castors, two with stoppers

### Technical Data :

Type	Order-No.	Length	Width	Height contact surface	Cases each side	Case width	Case depth	Weight
RU-PW-1 SH 6/200	7510000	1400 mm	700 mm	1500 mm	6	200 mm	300 mm	45 kg
RU-PW-1 SH 10/200	7520000	2300 mm	700 mm	1500 mm	10	200 mm	300 mm	70 kg
RU-PW-1 SH 11/100	7530000	1400 mm	800 mm	1500 mm	11	100 mm	400 mm	55 kg
RU-PW-1 SH 18/100	7540000	2300 mm	800 mm	1500 mm	18	100 mm	400 mm	90 kg
RU-PW-2 SH 6/200	7560000	1400 mm	1000 mm	1500 mm	6	200 mm	300 mm	65 kg
RU-PW-2 SH 10/200	7570000	2300 mm	1000 mm	1500 mm	10	200 mm	300 mm	90 kg
RU-PW-2 SH 11/100	7580000	1400 mm	1200 mm	1200 mm	11	100 mm	400 mm	75 kg
RU-PW-2 SH 18/100	7590000	2300 mm	1200 mm	1200 mm	18	100 mm	400 mm	110 kg

Other versions available



... die Idee mehr!

## Frame Compartment Trolley RU-RFW-H Bearing surface can be fold up partially

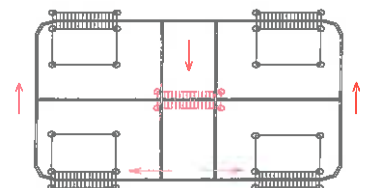
The frame compartment trolley for the storage and transportation of big frames within the company building.



Frame compartment trolley with felt covered compartment-dividers. Bearing surface, with rubber-rolls and sliding-ledges, guide rolls and guiding rails

### Advantage:

- Access from both sides
- Saving space in unloaded condition
- No damages on the surface of the frames
- Free move able or guided in rails on the floor



### Technical data

Type	Order-No.	Length	Depth	Fold down	Height	Number of compartments	Compartment sizes	
							Width	Height
RU-RFW 100/12	10508030	1640 mm	1060 mm	1 700 mm	3360 mm	12	100 mm	3050 mm
RU-RFW 120/10	10508040	1530 mm	1060 mm	1700 mm	3360 mm	10	120 mm	3050 mm
Guiding rails	6340	2500 mm						
Guiding roll	6559							