


# FlexiRip »JrionLine«

**Universal sawing centre –  
the perfect fit for any size company**



## The universal genius from RAIMANN: FlexiRip is synonymous with flexible ripping

The original Jrion from Raimann stands for universal use in small, medium-sized and large companies. Anywhere planks, boards or panels are cut to size, the FlexiRip has made its mark as an efficient and flexible rip and cross-cutting saw. Above all, FlexiRip owners appreciate the high level of flexibility, the optimum material yield and the one-man operation afforded by this machine. FlexiRip is the solution when universal use is required!





In addition to solid wood, many other materials such as plastics, aluminium and a multitude of panel products can be cut to size. The cutting length and width of the FlexiRip are determined according to the dimensions of your materials.

The FlexiRip is simple to use: just position the work piece on the machine table and use the foot pedal to begin cutting! By releasing the pedal, the saw blade descends and returns to the start position. Regulated by foot pressure, the infinitely variable cutting speed ranges from 1 to 80 m/min (3 to 260 ft/min).



#### **The FlexiRip –**

unbeatable in versatility:


- efficient, powerful performance
- extremely flexible for a multitude of jobs
- high performance, even with very hard materials
- superb cutting accuracy
- optimum material yield
- comfortable one-man operation
- quick blade changes
- extremely user-friendly
- high operator safety
- accurate fence positioning
- can be integrated in automated cutting lines



## Universal use: FlexiRip, the versatile solution

The FlexiRip saw is the perfect machine for the most diverse kinds of applications: ripping, mitre cuts, bevelled cuts, cross cuts, cut-outs – all in one machine! With a cutting height of up to 195 mm (7  $\frac{3}{4}$ " ), the FlexiRip offers enormous flexibility for all operating requirements.




1. Unedged board ripping  
4. Bevelled cuts



2. Rough cross cuts  
5. Mitre cuts and cut-outs



3. Thin strip ripping  
6. Cutting panels



## Intelligent machine technology: Strong features are standard

### 1. Perfect saw-carriage concept

The saw carriage guiding system is engineered for a perfectly straight cut, with the carriage guided by lateral rollers on hardened, precision-ground rails. The saw carriage concept assures continuous cutting performance and accuracy to 1/10 mm (.004"), while at the same time providing operator safety.

### 2. Accurate positioning fence

The positioning fence is adjusted using a machined ball screw system, which is free of play and wear-resistant. This guarantees smooth and even travel of the fence as well as accurate positioning – even when pushing heavy material. Ergonomically placed joysticks and a user-friendly large digital display help eliminate operator fatigue.

### 3. Innovative engineering

The construction of the machine frame guarantees maximum strength, stability and accuracy, even when working with heavy material up to 600 kg (1,320 lbs.). Cutting heights up to 195 mm (7 11/16") are standard. The 8 mm (5/16") thick safety curtain ensures operator protection and dust collection efficiency. For fast and easy maintenance, the front panels open by quick-release fasteners. Gas struts allow the saw blade enclosure to open wide virtually by itself for rapid blade changes with Easyfix. The laser is mounted within the blade enclosure, protecting it against knocks and vibrations for perfect alignment and longer life.

### 4. Practical machine-table

The front table elements are made of wear-resistant, smooth plastic: even heavy work pieces are easily glided into position on the table. The plastic table elements are actually also prismatic guides, allowing for the swift and easy insertion and removal of various options anywhere along the front table (e.g. ball bearing plates, bevel supports and mitre fence).



1



2



3



4

## Useful options: Perfectly tailored to your application

### 1. FlexiCut


Integrate a FlexiCut cross-cut saw with the FlexiRip and you have a modern, efficient one-man solution for length and cross-cutting. Mounted on lineal guides, the FlexiCut can easily be moved in and out depending on material width. This concept provides versatile operation while saving space at the same time.



### 2. FlexiProject

The laser projection system for extremely efficient stair tread production (patent pending). The stair pattern is projected directly onto the work piece, meaning no more drawing, cutting out or gluing of paper templates, and enormous time savings.

Accurate alignment of the piece using laser lines guarantees high cutting



precision and dimensional accuracy of the product itself.

### 3. Mitre Fence

The mitre fence can be inserted in the front table anywhere along the cut length. The digital display of the angle permits precise mitre cuts up to 60° left/right. The fence can be stored conveniently inside the front machine frame when not in use.

### 4. Ball Bearing Plates

The ball bearing plates can be inserted anywhere along the cutting length, facilitating the manipulation and alignment of very heavy work pieces. When halfway inserted, they act as an extension of the front table, offering a broader support surface for wider work pieces.

### 5. Hold-down Unit

The parallel clamping pressure of the hold-down unit guarantees secure material clamping during cutting, even if the work piece is not centered. As an alternative, the hold-down unit can also be configured with a wooden inlay with rubber surface for non-slip clamping of even narrow or slippery materials. Also available is a hold-down unit that measures material thickness, and the cutting height of the saw blade is automatically adjusted for optimum cutting quality.

### 6. Self-sealing Saw Blade Slot

The saw slot closing mechanism (patent pending) prevents splinters from falling into the machine interior, keeping it free of debris.





## RAIMANN Positioning Controls: A wide range of functions

### Numerous adjustment possibilities

Precise fence positioning by joystick and digital display dimensions

- Touch screen simplicity:
  - individual width entry
  - selection from pre-set dimensions
  - program for automatic rip sequence
- Automatic cut activation

The electronic touch-screen controls are particularly easy to use and provide a multitude of production possibilities. In 10 cut-lists of 10 widths each, a total of 100 dimensions can be stored. Five different dimensions with piece-counts can also be entered for an automatic rip sequence, with the fence moving from the rear forward per the cut-list. Built-in cut and hour counters as well as a diagnostic display round off the touch-screen package. Add the automatic cut activation option and the operator is free for other tasks.



## FlexiRip technical data: Standards and options

This table shows the basic technical data and features of the FlexiRip.  
Your RAIMANN expert will be happy to provide you with more specific  
information based on your individual production requirements.


\* additional cutting lengths and widths on request \*\* option only available with hold-down unit  
\*\*\* option only available with touch-screen control

	FlexiRip
Cutting lengths*	2200 up to 6200 mm (7' 2 3/4" up to 20' 5")
Cutting widths*	450 mm (standard) up to 1200 mm (17 3/4" up to 4')
Max. cutting height	195 mm (7 11/16")
Saw blade Ø	400 up to 600 mm (15 3/4" up to 23 1/2")
Saw arbor Ø	30 mm (1 3/16")
Saw-blade bore Ø	80 mm (3 1/8")
Motor	11 kW (15 HP)
Rotation speed	2900 rpm
Cutting speed, infinitely variable	1 - 80 m/min (3 - 260 ft/min)
Total length of machine	cutting length + 1910 mm (cutting length + 6' 4")
Total width of machine	cutting width + 850 mm (cutting width + 2' 9 1/2")
Working height	860 mm (34")
Dust extraction speed	min. 30 m/sec (min. 100 ft/sec)
Dust extraction volume	approx. 4,340 m³/h (approx. 2,532 CFM)
Dust extraction connections	2 x 160 mm Ø (2 x 6 5/16" Ø)
Laser 30 mW	●
Additional laser 30 mW	○
Increased motor capacity 15 kW (20 HP)	○
Saw-blade change Easyfix	●
Opening of saw-blade cover via gas struts	●
Stall prevention system	●
Safety curtain 8 mm (5/16") thick	●
Hold-down unit, length 3000 mm (9' 10"), left hand side	○
Additional hold-down unit [for cutting lengths over 4200 mm (13' 9")]	○
Hold-down unit with wooden inlay and rubber surface**	○
Automatic blade height adjustment**	○
Positioning fence via joystick / digital display	●
Touch-screen controls	○
Pivoting control panel mounted on swing arm***	○
Automatic cut activation***	○
Custom start position for saw stroke***	○
Custom stop position for saw stroke***	○
Self-seal saw blade slot	○
Ball bearing plates, insertable	○
Bevel supports, insertable	○
Mitre fence, insertable	○
Cross chains for automatic removal of cut pieces	○
Front cross table, mobile, with scale and fixed fence	○
Remote pedal	○
Cross-cut saw "FlexiCut" [max. cut width 750 mm (29 1/2"), max. cut height 175 mm (6 7/8")]	○
Stair tread system "FlexiProject"	○

Subject to technical modification. Statements and pictures in this brochure may also include optional extras which are not included in the standard serial equipment. Some of the photos show the machine with the protective covers removed.

● standard ○ option





## You can expect a lot from us: WEINIG GROUP – Your partner for the future

You can concentrate on your business, let us do everything else! The WEINIG GROUP is not only the leading manufacturer for the solid wood processing industry, we lead this industry in technology and ideas! WEINIG offers comprehensive services and system solutions – all the way to complete turnkey production plants – making the WEINIG GROUP the all-around ideal partner where the focus is always on flexible, profitable production.



### The WEINIG ExpoCenter

In our ExpoCenter we can demonstrate to you how our top technology can benefit your operation. Here you can get a close-up view of all our machines.



### Training

We want to ensure you get the maximum benefit from your investment as fast as possible. World-class WEINIG training takes care of that. Effective operator training classes taught by experienced WEINIG experts make sure that the machine will be fully productive within the shortest time frame.



### Kaizen

WEINIG's own manufacturing process is successfully organized according to the Kaizen method. In a continuous improvement process, quality and efficiency are increased step by step. You can benefit from this at your plant. We will gladly pass on to you our many years of experience.



### Service

With sales and service companies located on all continents and a large, mobile team of service technicians, we guarantee a worldwide standard of service that is unique in the industry. Fastest spare parts delivery everywhere and employees who speak your language are part of our reputation for the finest customer support anywhere.



**WEINIG**

World market leader  
for moulders

**WACO**

No. 1 for high-speed  
moulders and planers

**GRECON**

High-performance  
finger jointing lines

**DIMTER**

Specialist for optimizing  
cross-cut saws and gluing  
presses

**RAIMANN**

Top technology for rip  
optimization

**CONCEPT**

Your competent partner  
for complete system  
solutions

## The WEINIG GROUP: We seamlessly combine all components of solid wood processing

**Including full turn-key production plants**

To build innovative machines is one thing, to offer system solutions is something else. More and more, our customers want the entire factory. That's a case for our team at WEINIG CONCEPT. Here the competence of the WEINIG GROUP combines in a special way. From planning to the turn-key

production plant, our professionals handle it all. Worldwide. For you.

**A strong team**

Every member of the WEINIG GROUP is a leader in their product specialty. This creates valuable synergy that ultimately benefits you and your business.





# FlexiRip »JrionLine«

**Production:**

RAIMANN Holloptimierung  
GmbH & Co.KG  
Weisserlenstr. 11  
79108 Freiburg  
Germany

Phone +49 (0) 7 61 / 1 30 33-0  
Fax +49 (0) 7 61 / 1 30 33-17  
E-mail [info@raimann.com](mailto:info@raimann.com)  
Internet [www.weinig.com](http://www.weinig.com)

**Sales:**

MICHAEL WEINIG AG  
Weinigstr. 2/4  
97941 Tauberbischofsheim  
Germany

Phone +49 (0) 93 41 / 86-0  
Fax +49 (0) 93 41 / 70 80  
E-mail [info@weinig.de](mailto:info@weinig.de)  
Internet [www.weinig.com](http://www.weinig.com)