

SOLID PRO- FILE P 1500.

QUALITY BEGINS WITH
THE MOULDER.



WEING OFFERS MORE.



QUALITY BEGINS WITH THE MOULDER.



CONTENTS


Highlights	4
Your benefits	6
Useful options	8
WEINIG Machine Control	10
Extensions	11
Spindle arrangements	12
Technical specifications	13
WEINIG as a partner	14

Ultimate design, perfect processing down to the last detail, typical WEINIG: **with the SOLID PROFILE P 1500 you will experience the full capability of a WEINIG moulder.**

With this exceptional state of the art machine standard the SOLID PROFILE P 1500 offers outstanding ease of use and a maximum of profitability.

Decades of experience have influenced the development of this machine. Supplemented by useful extras the SOLID PROFILE P 1500 can be perfectly adapted to your individual needs.

The result: a machine coping even with challenging applications and delivering top quality.



THREE STRONG **TECH-** **NICAL HIGHLIGHTS.**

With the SOLID PROFILE P 1500 WEINIG offers an exceptional machine as a standard model: behind every high performance machine there must be a design concept that puts you in a leading position to control costs, guaranty scheduled delivery times and cater to your customers' wishes. WEINIG's innovative technology ensures that machine setup times are shortened, reject rates are reduced and process reliability is guaranteed throughout.



OUTSTANDING SAFETY.

The excellent accessibility of the SOLID PROFILE P 1500 allows all setup work to be done conveniently from the front of the machine – much of it even without tools. The clear arrangement of the controls in the interior ensures the safety of the operator. In continuous operation, the SOLID PROFILE P 1500 is locked in accordance with legal standards. The large window allows you to easily see the interior at all times.



EXCELLENT OPERATING COMFORT.

The Comfort Set operating concept offers a wide range of wrench-free pressure and guiding settings that can be adjusted quickly, safely and accurately. This means that the operator enjoys an unprecedented level of comfort, as setting up a moulder has never before been so easy. The result of the setup process is ultimately reflected in the quality of your end products.

ENORMOUS SAVINGS IN SETUP TIME.

A major benefit of the new operating concept is the reduction of setup time and downtime to a minimum. Proven options such as the PowerLock tool system offer additional potential in this area. This allows operators to make full use of the SOLID PROFILE P 1500's flexibility, and even frequent profile changes or small batch sizes do not represent a disadvantage for the economic efficiency of your production.



AN EXCEPTIONAL STANDARD.

From the high quality cast iron frame to intuitive and safe operation: the latest technology, flexibility and a wide range of capabilities make the SOLID PROFILE P 1500 to a machine that suits nearly every modern production facility. Add top profitability, high resale value and the legendary WEINIG surface quality to make a perfect choice.



HIGH SPINDLE SPEED.

With a speed of 7,000 rpm, the SOLID PROFILE P 1500 offers you even more power. This results in a higher linear production output per day compared to predecessor models while maintaining the same high surface quality.

EFFICIENT DRIVES.

The spindle drives are started and stopped by means of frequency converters. This avoids short-term power peaks and enables the drives to run very efficiently even in the partial load range.

INTUITIVE MACHINE CONTROL SYSTEM.

Memory Plus allows you to set workpiece dimensions and re-configure profiles in the blink of an eye. All settings can be saved for perfect reproducibility.




QUICK ASSISTANCE.

Thanks to the built-in firewall, a service specialist can quickly access the machine if necessary, after release by the operator. This keeps downtimes to a minimum.



EFFECTIVE CHIP DISPOSAL.

The SOLID PROFILE P 1500 features optimal chip handling thanks to flow-optimized extraction hoods and chip deflectors. As a result, the required extraction capacity and power demand are reduced.




MORE FOR YOUR SUCCESS!

WEINIG innovations have driven solid wood processing forward and set new benchmarks time and again. The new SOLID PROFILE P 1500 continues the tradition – to make your day-to-day work operations simpler, more productive and more profitable. With plenty of useful extras the SOLID PROFILE P 1500 can be adapted to your individual requirements. The scope of applications even goes beyond the processing of solid wood only.

VARIABLE SPINDLE SPEED.

We perfectly gear the spindle speed to your application and your performance requirement in the range from 4,000 rpm to 12,000 rpm. This means you can optimise surface quality, output and tool life.

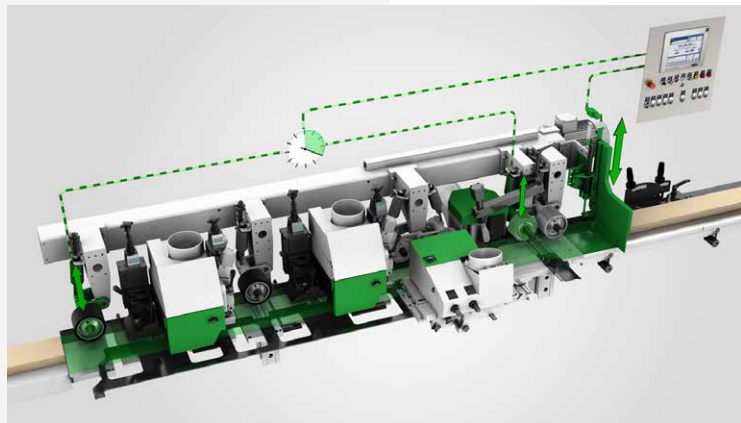


PRESSURE ROLLER MOVING WITH LEFT SPINDLE.

The pressure roller opposite the left spindle only needs to be setup once for a specific tool cutting circle and moves with the left spindle when adjusting the width of the workpieces.

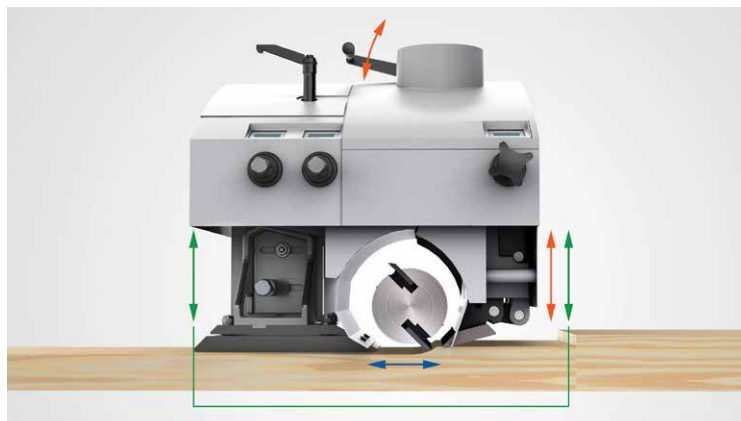
WORKPIECE MONITORING.

The workpiece monitoring automatically detects whether there is a workpiece inside the machine or not. This allows dimensional changes while the machine is running. You benefit from simple operating and time savings.



VARIO HOOD.

Pressure elements and extraction hood can be adjusted very simply to suit the cutting circle of each tool. This guarantees a comfortable setup and sure guiding of the workpieces.



MOULDER MASTER.

The Moulder Master software links together all processes which take place prior to production. It is used to create profile and tool drawings and for the virtual setup of your SOLID PROFILE P 1500. The information is passed on to the production automatically and free of paper.



ENHANCED DIGITIZATION FOR SWIFTER PRODUCTION.

The efficient organization of the work environment plays an increasingly important role in the optimization of the production process. This is why WEINIG offers an end-to-end system that shifts all the preliminary work and ancillary processes from the machine to the grinding room or the office and links them together in a fully paperless way.

WEINIG Machine Control (WMC).

WMC is the digital machine control system for the SOLID PROFILE P 1500: clear and streamlined yet powerful.

- Intuitive operation via a central dashboard
- Short induction times and low training outlay for new operators
- Spindle position set via automatic data transfer from the tool measuring stand

The scope of the control system is tailored to your needs and can be expanded to offer these benefits:

- Digital maintenance plan for the machine
- Visual support for the operator during setup or adjustments thanks to tool and profile drawings in combination with Moulder Master
- Error avoidance thanks to the note function for setup information



VIACONNECTOR EDGE AND WEINIG APP SUITE.

The viaConnector Edge makes it possible to evaluate operating and machine data and to analyze this accordingly. Alternatively, this evaluation can be performed using the WEINIG App Suite. This depicts prepared data in diagrams. Thus, production processes can be further optimized.

YOUR GUARANTY FOR PERFECT WORKPIECES.

The best machine only works as well as the tool it is equipped with. A high quality WEINIG moulder in combination with a precision tool produce top quality and performance.

WEINIG offers you all the tools that are used for planing and profiling:

- » Tools for planing and profiling
- » Tool measuring stand
- » Assembly stand
- » Setting devices for tools
- » Tool carrying devices




RONDAMAT SERIES.

With a tool grinding machine you have the quality in your own hands and you are independent of suppliers.

The Rondamat Series is our knife grinder for extreme precision in knife production. With the Rondamat you are able to manufacture and regrind profile and planer knives for any desired profile. Fast, exact and reasonably priced.


WEINIG planers and moulders offer a variety of spindle configurations. This means that they can be specified perfectly to your particular application. The spindle sequences illustrated do not, by any means, cover all possibilities offered by our flexible modular frame system. Your WEINIG expert will be happy to advise you.




L = 4,500 mm, W = 2,165 mm, H = 1,905 mm




L = 5,350 mm, W = 2,165 mm, H = 1,905 mm



L = 5,350 mm, W = 2,165 mm, H = 1,905 mm



L = 5,700 mm, W = 2,165 mm, H = 1,905 mm




L = 4,850 mm, W = 2,165 mm, H = 1,905 mm




L = 850 mm, W = 2,165 mm, H = 1,905 mm

A useful addition for the production of complex profiles in one pass. Flexible working positions on all 4 sides.




L = 5,350 mm, W = 2,165 mm, H = 1,905 mm




L = 1,000 mm, W = 2,450 mm, H = 1,905 mm

Planing and splitting in one process ensures top performance in production.



L = 6,200 mm, W = 2,165 mm, H = 1,905 mm



L = 850 mm, W = 2,165 mm, H = 1,905 mm

The horizontal splitting unit adds the benefit of integrating a multi-blade rip saw into one process.

STANDARDS AND OPTIONS IN COMPARISON



	✔ Standard	○ Option
Minimum/maximum working width	20 - 230 mm	
Minimum/maximum working height	10 - 160 mm	
260 mm working width		○
310 mm working width without outboard bearing and in combination with PowerLock		○
200 mm working height		○
Frequency controlled feed speed, 5 - 40 m/min	✔	
Memory Plus	✔	
WEINIG Machine Control		○
7,000 rpm (straightening spindle 6,000 rpm)	✔	
8,000 rpm		○
12,000 rpm in combination with PowerLock		○
Max. tool cutting circle on horizontal spindles (except 1 st bottom spindle) 225 mm	✔	
Max. tool cutting circle on vertical spindles 200 mm	✔	
Minimum/maximum motor power on horizontal spindles	7.5 - 37 kW	
Minimum/maximum motor power on vertical spindles	7.5 - 15 kW	
Start and stop of all spindle drives via frequency converters	✔	
Comfort Set operating concept	✔	
Electronic digital read-outs	✔	
CNC-controlled adjustments for spindles and feed system		○
PowerLock tool holders		○
MarathonPowerCoating for machine table and fences		○
Universal spindle		○
Improved sound enclosure		○

WEINIG OFFERS MORE.

Those who buy a WEINIG machine today know that they are optimally equipped for the future of their business.

100% Quality – WEINIG machines must satisfy the highest standards. That is why the greatest care in development and manufacturing is a traditional virtue at WEINIG. You benefit from this by the long service life of your valuable investment.

Reliability – The availability of a machine determines how profitable your business is. WEINIG's systems are known for their high standard. More than 80,000 machines from WEINIG are operating around the globe to the utmost satisfaction of our customers.

Expert advice – Whether you need the expertise of WEINIG for turnkey solutions or the know-how of a WEINIG expert at your door – you can always rely on our committed sales team. Ultimately you will have a customized solution that offers you maximum added value.

Everything from a single source –

With WEINIG you have an experienced full service provider as your partner. From rough cutting to stacking, from a stand-alone machine to a fully automated turnkey production line. And, of course, including a comprehensive service package.

LifeTime Services – Reliability is reassuring. If worse comes to worst, our trained service engineers will be quickly on site. WEINIG maintains a unique closely woven service network worldwide. It is so closely woven that no customer can fall through!





Contact us!

The SOLID PROFILE P 1500 is available in a wide range of system variations. You can adapt it perfectly to your particular application.

We will be happy to support you!
Your WEINIG experts

NOW AT [POWERMAT1500.WEINIG.COM](https://www.weinig.com/powermat1500)

WEINIG GROUP

sales@weinig.com
[weinig.com](https://www.weinig.com)

WEINIG OFFERS MORE.

